

OnGuard Reporting & Dashboards client

Powerful visualization that transforms data into actionable insights



Overview

The OnGuard® Reporting and Dashboards browser client leverages a modern reporting engine to provide powerful insights that enhance efficiency, safety and security.

Utilizing the rich data within an OnGuard security management system, the OnGuard Reporting and Dashboards client offers standard reports that can be viewed, filtered, sorted, exported, shared and printed to meet unique reporting needs. An optional Advanced Reporting license enables personalization of report elements and parameters, including filters and formats, as well as fonts, colors and report titles.

The browser-based OnGuard Reporting and Dashboards client complements core OnGuard reporting capabilities, adding sorting, filtering, searching and customization. The client features an intuitive user interface offering flexible scheduling, storing and emailing of reports.

The OnGuard Dashboards feature provides powerful visualization of system, cardholder and alarm data in a variety of graphical formats. With the Advanced Reporting option, dashboards can be customized by changing graph type, rearranging components, applying a style/color theme, or showing/hiding a graph legend. Viewable in the LenelS2™ Console launchpad, Dashboards can be saved to create personalized views of a system and exported in a variety of formats.

Features & Functionality

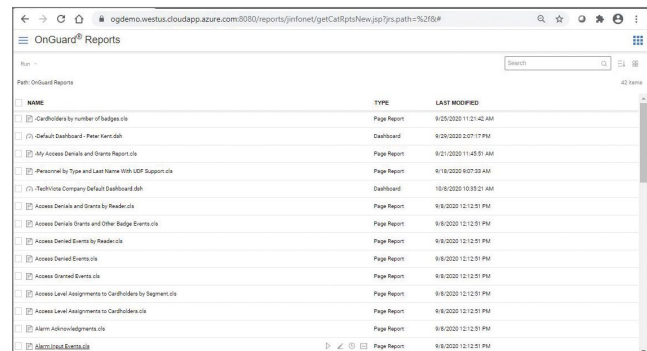
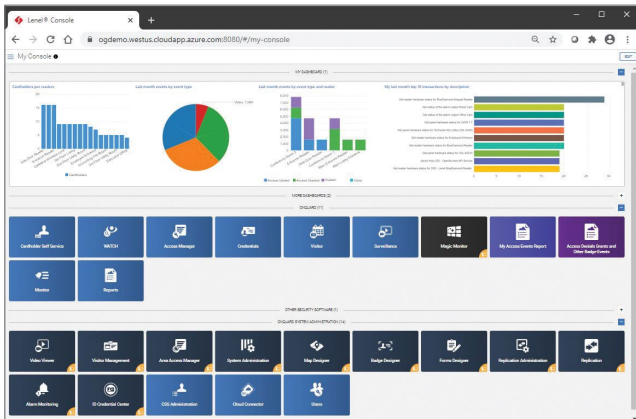
Functionality included with OnGuard version 8.0 and up:

- OnGuard Reports client includes 20+ standard reports including events, cardholders, access and user transactions
- Browser-based viewing, printing and scheduling of reports
- Complements existing core OnGuard reporting functionality
- Access reports on a variety of platforms including desktop, laptop and tablet
- No client software installation or feature updates required
- Dynamic dashboards, embedded in LenelS2 Console launchpad, offer insights via graphical displays:
 - My Transactions – personalized view of activity
 - Event Dashboard – displays events by type and reader
- Power-scheduling feature automates critical reporting
- Export and share reports or dashboards via eMail, print, or file; supported file formats include Microsoft® Excel®, delimited text, PDF, or HTML
- Customize report content with filtering and sorting

Available with OnGuard Advanced Reporting option:

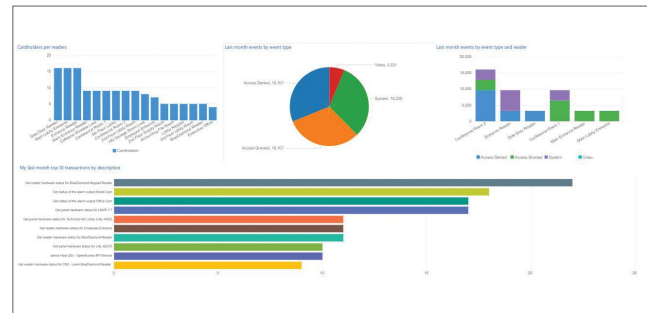
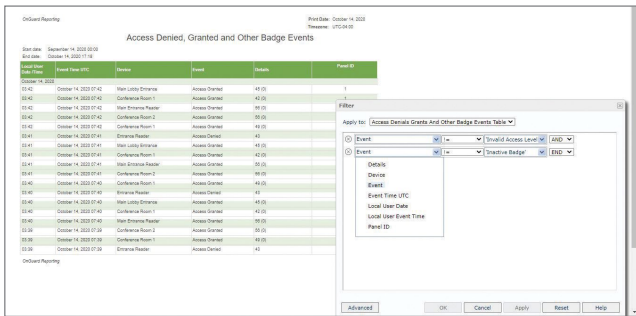
- Customize report layout and content
- Save custom settings to a new default report
- Add additional standard and user-defined fields (UDFs) to some reports
- Modify report columns, fields, fonts and colors
- Customize data grouping, sorting and filtering
- Customize dashboard graph type, components and style/color theme

OnGuard Reporting & Dashboards client



OnGuard Reports client - list of reports

LenelS2 Console launchpad featuring OnGuard Reports client and OnGuard Dashboard display



Customized Report with filter dialog

Customized OnGuard Dashboard feature

Prerequisites for OnGuard Reporting and Dashboards client

- OnGuard system version 8.0 or higher
- Support for OnGuard ES, ADV and PRO Systems*
- OnGuard Advanced Reporting option is licensed on a per OnGuard server basis

*OnGuard Enterprise (ENT) systems are not currently supported.

Browser Compatibility

Browser	Compatible
Google Chrome™	Yes
Microsoft Edge®	Yes
Microsoft Internet Explorer® 11	Yes
Apple Safari® iOS	Yes
Apple Safari® macOS®	Yes



LenelS2.com

(866) 788-5095

Specifications subject to change without notice.

©2020 Carrier. All Rights Reserved. All trademarks are the property of their respective owners. LenelS2 is a part of Carrier. 2020/11

